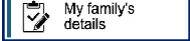





How to confirm my family's details in PowerSchool

1. Log into your PowerSchool account by going to: <https://powerschool.lifepluslearning.com/>

We recommend using Safari, Google Chrome, or Mozilla Firefox on your phone or computer.

2. Once signed in, click  located at the very top of your navigation panel.
3. Read, fill out the empty fields, and click “Submit” at the bottom of all three panels.

<input type="radio"/> Yes	<input checked="" type="radio"/> No	Ibuprofen (e.g. Advil) for headaches, menstrual cramps, injuries
<input type="radio"/> Yes	<input checked="" type="radio"/> No	Throat lozenges or cough drops
<input type="radio"/> Yes	<input checked="" type="radio"/> No	Loperamide (e.g. Imodium) for severe diarrhea
<input type="radio"/> Yes	<input checked="" type="radio"/> No	Diphenhydramine (e.g. Benedryl) only for severe allergic emergencies

4. Once you click submit, the  will change to .
5. After you've completed every part, all your panels should have a  to show you have finished.